























# HUNTLEIGH

# SYSTEM COMPARISON

# simpleABI

<b>MANUAL</b>	<b>SINGLE-LEVEL</b>	<b>RAPID-TEST</b>		← →		simpleABI-Q PVR (Rapid-Test)				
		<b>HANDHELD DOPPLER</b>		Doplex ABI Kit*	← →		simpleABI-250**			
				Doplex ATP Kit*	← →		simpleABI-300**			
<b>AUTOMATED</b>	<b>SINGLE-LEVEL</b>	<b>SINGLE-LEVEL</b>			Doplex ABILITY DR4*	<b>SINGLE-LEVEL</b>		Dual-testing capabilities! Includes ABI-Q rapid exam		simpleABI-400CL**
		<b>SINGLE-LEVEL w/Exercise</b>			<b>SINGLE-LEVEL w/Exercise</b>		Dual-testing capabilities! Includes ABI-Q rapid exam		simpleABI-450CL**	
	<b>SEGMENTAL</b>	<b>SEGMENTAL</b>			<b>SEGMENTAL</b>		Dual-testing capabilities! Includes ABI-Q rapid exam		simpleABI-500CL**	
		<b>SEGMENTAL w/Exercise</b>			<b>SEGMENTAL w/Exercise</b>		Dual-testing capabilities! Includes ABI-Q rapid exam		simpleABI-600CL**	

\*Doplex ABILITY systems may require additional accessory purchases. Consult your Huntleigh representative for details.

\*\*All simpleABI systems come equipped with the essential accessories shown (PPG probe included but not shown) – ready to use, right out of the box.



## SIMPLEABI EXAM TYPES & CPT BILLING CHART ON PAGE 2

Visit [www.newman-medical.com](http://www.newman-medical.com) or call 800-267-5549 for more information

# FIND YOUR PERFECT TESTING SOLUTION



simpleABI



ABI-Q

## EXCELLENT REIMBURSEMENT

Vascular testing is reimbursed through fee-for-service, risk adjustment in managed care, and direct payment in concierge practices and screening. A typical practice can generate a significant return on investment.

### CPT CODES PER SYSTEM/EXAM TYPE

← Rapid-Test System | No Doppler →

← simpleABI Doppler Systems | Doppler-based →

	POINT OF CARE TESTING	MANUAL/ECONOMICAL TESTING		ADVANCED AUTOMATED TESTING			
	ABI-Q	ABI-250	ABI-300	ABI-400CL	ABI-450CL	ABI-500CL	ABI-600CL
No CPT for basic screening PVR Rapid-Testing (No Doppler)	5 mins	✗	✗	5 mins	5 mins	5 mins	5 mins
CPT 93922 Doppler ABI	✗						
CPT 93922 Doppler/PPG TBI	✗	✗					
CPT 93923 Doppler Segmental	✗	✗	✗	✗	✗		
CPT 93923 ABI-Q Exercise		✗	✗				
CPT 93923 Doppler Exercise	✗	✗	✗	✗		✗	
CPT 93924 Doppler Stress/Treadmill	✗	✗	✗	✗		✗	

MADE IN  
USA



Learn more about  
simpleABI systems  
or request a demo:

