

# Newman Medical

Vascular Diagnostic Systems Since 1979

## simple ABI<sup>™</sup> with CUFF:LINK<sup>™</sup>



**TESTING FOR PAD  
HAS NEVER BEEN EASIER**  
*-or more important*

### **ABI-Q SCREENING TEST QUICKLY FINDS HIDDEN PAD**

Ideal for clinics needing a fast, simple PAD test requiring minimal user time and training.  
Now included in all Cuff-Link Systems.

# YOUR PATIENTS TRUST YOU

FIND THEIR PERIPHERAL ARTERY DISEASE (PAD) BEFORE THEY HAVE A HEART ATTACK, STROKE, AMPUTATION, **OR DIE**

**1 in 3**

**DIABETICS OVER THE AGE OF 50** IS LIKELY TO HAVE PAD

OTHER HIGH RISK FACTORS:

- OVER AGE 65
- SMOKERS OVER AGE 50
- HIGH BLOOD PRESSURE

**OVER 50% DON'T REALIZE THEY HAVE PAD**

BUT WILL HAVE THE SAME OUTCOMES

- 21% INCREASED RISK OF HEART ATTACK, STROKE OR DEATH WITHIN ONE YEAR
- TWO- TO SIX-FOLD INCREASE IN CARDIOVASCULAR MORTALITY AND SIGNIFICANTLY INCREASED RISK OF AMPUTATION, DISABILITY AND DIMINISHED QUALITY OF LIFE

"VASCULAR SCREENING...WOULD

# SAVE MORE LIVES

THAN ALL OTHER SCREENING SERVICES CURRENTLY RECOMMENDED"<sup>1</sup>

1. Joshua Beckman MD. "Shouldn't USPTF Follow it's Own Rules?" MedPage Today, April 05, 2019

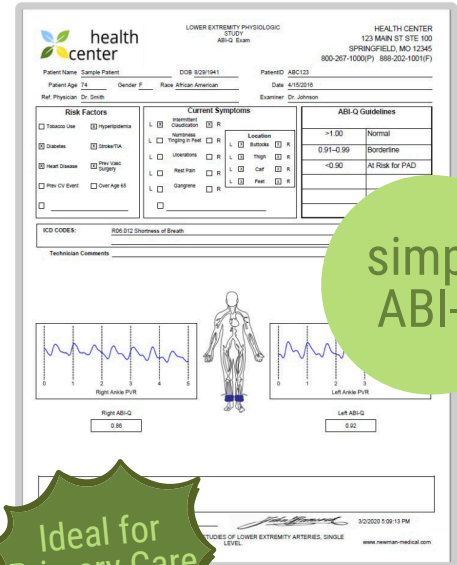


# THE INFORMATION YOU NEED

## QUICKLY & INTUITIVELY

### EASY TO USE

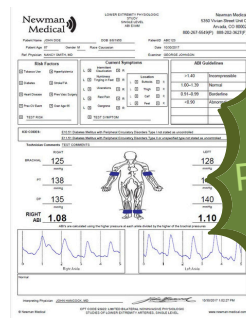
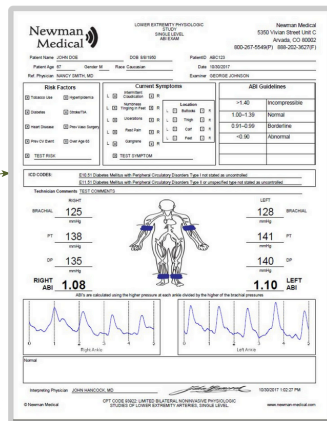
- PUSH BUTTON OPERATION
- AUTOMATIC CALCULATIONS AND WAVEFORMS • DIRECT FULL-PAGE REPORTS TO SAVE, SHARE



simple  
ABI-Q

Ideal for  
Primary Care

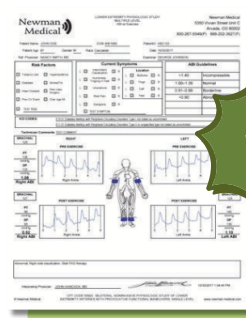
EASY SCREEN TO REPORT



Ideal for  
General  
Practice or  
Specialty  
Care

SINGLE-LEVEL

SINGLE LEVEL  
WITH TOE



Ideal for  
Vascular  
Clinics

ABI WITH  
EXERCISE

ABI STRESS  
TREADMILL

# FIND YOUR PERFECT TESTING SOLUTION



# simple ABI

with CUFF:LINK™



## EXCELLENT REIMBURSEMENT

Vascular testing is reimbursed through fee-for-service, risk adjustment in managed care, and direct payment in concierge practices and screening. A typical practice can generate a significant return on investment.

### CPT CODES PER SYSTEM/EXAM TYPE

— Rapid-Test System | No Doppler —

— simpleABI Doppler Systems | Doppler-based —

#### POINT OF CARE TESTING



ABI-Q



ABI-250



ABI-300



ABI-400CL



ABI-450CL



ABI-500CL



ABI-600CL

CPT Code / Exam Type	ABI-Q	ABI-250	ABI-300	ABI-400CL	ABI-450CL	ABI-500CL	ABI-600CL
CPT 93922 Doppler ABI	✗						
CPT 93922 Doppler/PPG TBI	✗	✗					
CPT 93923 Doppler Segmental	✗	✗	✗	✗	✗		
CPT 93923 ABI-Q Exercise		✗	✗				
CPT 93923 Doppler Exercise	✗	✗	✗	✗		✗	
CPT 93924 Doppler Stress/Treadmill	✗	✗	✗	✗		✗	

REQUEST A DEMO | 800-267-5549  
 newman-medical.com

