






















SYSTEM COMPARISON

MANUAL	SINGLE-LEVEL		
	RAPID-TEST	  <p>simpleABI-Q PVR (Rapid-Test)</p>	
	HANDHELD DOPPLER	<p>LifeDop 250</p>  <p>simpleABI-250**</p> <p>LifeDop 300</p>  <p>simpleABI-300**</p>	
AUTOMATED	SINGLE-LEVEL	  <p>Vista L450VA</p>  <p>VANMAX Vantage ABI</p>	<p>SINGLE-LEVEL</p>  <p>Dual-testing capabilities! Includes ABI-Q rapid exam</p>  <p>simpleABI-400CL**</p>
	SINGLE-LEVEL w/ Stress	 	<p>SINGLE-LEVEL w/ Stress</p>  <p>Dual-testing capabilities! Includes ABI-Q rapid exam</p>  <p>simpleABI-450CL**</p>
	SEGMENTAL	  <p>Vista L500VA AVS</p>	<p>SEGMENTAL</p>  <p>Dual-testing capabilities! Includes ABI-Q rapid exam</p>  <p>simpleABI-500CL**</p>
	SEGMENTAL w/ Stress	 	<p>SEGMENTAL w/ Stress</p>  <p>Dual-testing capabilities! Includes ABI-Q rapid exam</p>  <p>simpleABI-600CL**</p>

*Vista and VANMAX Vantage systems may require additional accessory purchases. Consult your Summit/Cooper/Wallach representative for details.

**All simpleABI systems come equipped with the essential accessories shown (PPG probe included but not shown) – ready to use, right out of the box.

FIND YOUR PERFECT TESTING SOLUTION



simpleABI



ABI-Q

EXCELLENT REIMBURSEMENT

Vascular testing is reimbursed through fee-for-service, risk adjustment in managed care, and direct payment in concierge practices and screening. A typical practice can generate a significant return on investment.

CPT CODES PER SYSTEM/EXAM TYPE

← Rapid-Test System | No Doppler →

← simpleABI Doppler Systems | Doppler-based →

	POINT OF CARE TESTING	MANUAL/ECONOMICAL TESTING		ADVANCED AUTOMATED TESTING			
	ABI-Q	ABI-250	ABI-300	ABI-400CL	ABI-450CL	ABI-500CL	ABI-600CL
No CPT for basic screening PVR Rapid-Testing (No Doppler)	5 mins	✗	✗	5 mins	5 mins	5 mins	5 mins
CPT 93922 Doppler ABI	✗						
CPT 93922 Doppler/PPG TBI	✗	✗					
CPT 93923 Doppler Segmental	✗	✗	✗	✗	✗		
CPT 93923 ABI-Q Exercise		✗	✗				
CPT 93923 Doppler Exercise	✗	✗	✗	✗		✗	
CPT 93924 Doppler Stress/Treadmill	✗	✗	✗	✗		✗	

MADE IN
USA



Learn more about
simpleABI systems
or request a demo:

